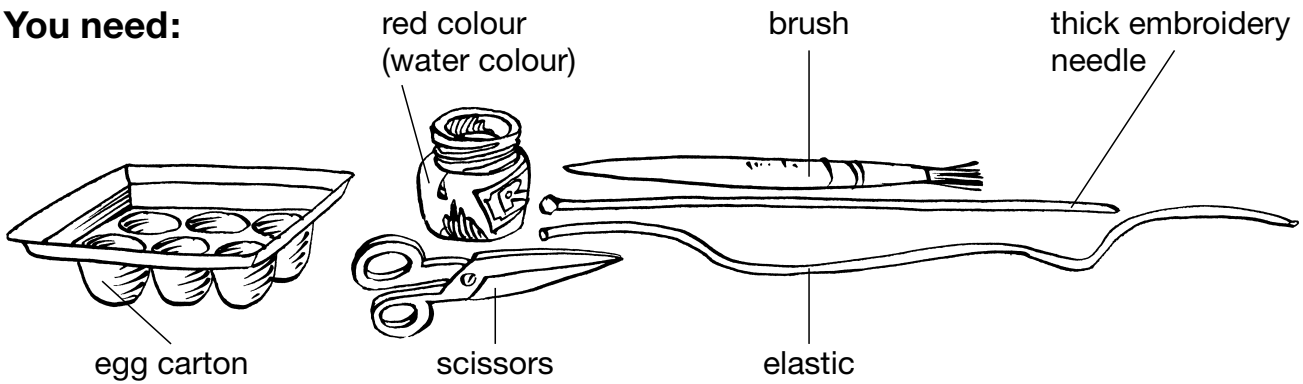



# Red Nose Day

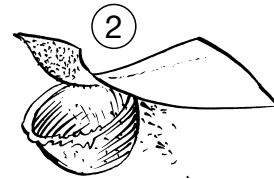
## You need:



## How to do it:



- You cut the egg carton at the edges of the deepenings.



- Clear rough spots.


- Now colour the single small things red and let them dry.



- Pierce 2 holes opposite to each other just below the edge of the „nose“.



- Cut the elastic and thread it through the holes.



- Now you have a red nose for Red Nose Day.